

FIRST FRIDAY SCRANTON @ bar pazzo

ARTIST GUIDELINES *(Please read **EVERYTHING** carefully)*

ELIGIBILITY:

NEPA residents

MEDIA SPECIFICATIONS:

Paintings, Photography, Illustration, Graphics, Mixed Media, and Sculpture (Limited)

DROP-OFF/PICK-UP:

Typically the Sunday or Monday prior to your First Friday Scranton event date. Our exhibition curator will coordinate a time both artists from the previous and upcoming months can meet at one time.

LIABILITY:

We are not responsible for lost, stolen, or damaged pieces of art. We have security cameras and amazing guests and staff. We've never had an issue!

SALES/COMMISSION:

We do NOT take a commission on your sales! We are thrilled to host your art here at Bar Pazzo for First Friday Scranton.

For purchases, we ask that you include contact information on your title cards so guests can reach out directly. You can add your email, web address, phone number, or simply add a QR Code for guests to scan to bring them directly to your information or online store.

We ask that any purchased art remain hanging until pick-up, however we do understand some guests are from out of state and would prefer to take it home. In that case we will work it out, but please consider and alternate piece to hang in it's place.

PREPARING YOUR ART:

ALL FRAMED WORK MUST BE SECURELY PREPARED AND WIRED FOR HANGING with proper hanging hardware.

HANGING REQUIREMENTS:

BEFORE CONTACTING US...please make sure you have enough pieces. Smaller are ok for certain locations, but larger prints, approximately 11"x14" and up (bigger the better), are more suitable for the wooden hanging locations. We have three 5' x5' wood boards and two 2' x5' wood boards for hanging. SMALL WOOD NAILS can be used in these locations ONLY. There are also three available spots for hanging across from our Pizza Bar area and on a few of our large columns. We have newly added Perlon style gallery cords to easily hang your art while saving our walls from damage. You are free to hang in various other locations of our restaurant be we require the safe use of Scotch-Mount Command Strips for anything hung directly on our walls. These additional pieces must be confirmed. We have designated areas, but are willing to work with you to carefully display more.

Our exhibition curator will be on-hand for installations and will guide and help with hanging and set-up as needed, but please come prepared with the following:

Prepared Frames: have them ready to hang
Tools: any "just incase" tools you might need
Hardware: wood nails, additional wire & d-rings

Command Strips: for any confirmed additional pieces
Tape: for title cards. *(FrogTape Multi-Surface or Scotch Wall-Safe Tape is preferred.)*
Title Cards: properly filled out with contact info and price

ARTIST INFO:

We will need a brief "bio" for your exhibit. You can email that in along with answers to our Artist Spotlight Questions that we will supply you with. These questions will appear in a post on our Facebook page for further artist promotion.

DAY OF EVENT:

Feel free to join us for the evening and reserve a table for you, your family, and friends. We do our best to station our First Friday Scranton featured artists at one of our high top tables in the cafe so others may stop by and speak with you. Feel free to bring prints to sell!

AGREEMENT:

It is understood that submissions to our First Friday Scranton exhibition is an agreement on the part of the exhibitor to the conditions set forth above. It is agreed that the artist is solely responsible for the artwork.

FURTHER QUESTIONS:

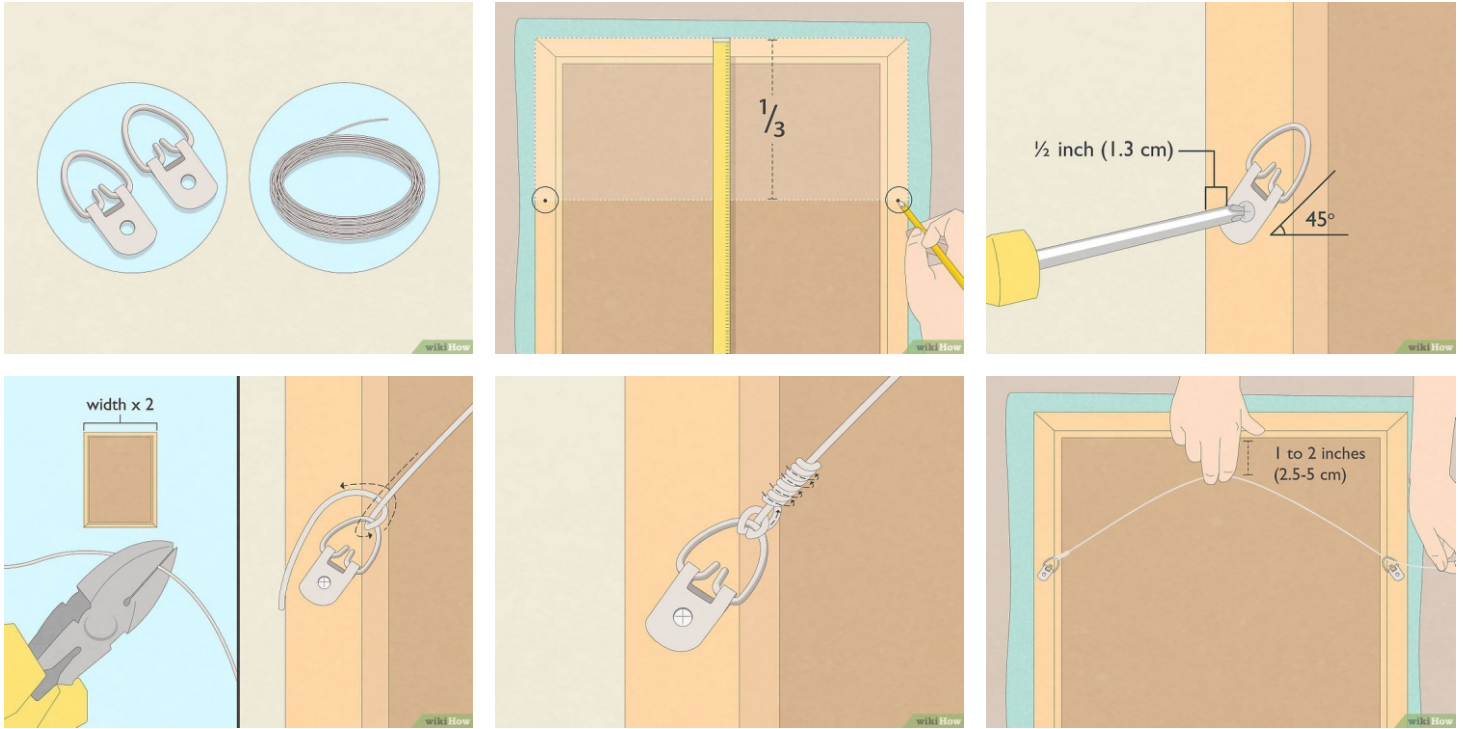
Please e-mail firstfridayscranton@barpazzo.com

Please see page two for additional information on frames and hanging.

FRAMING INFORMATION:



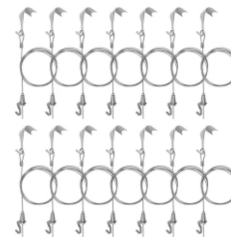

HOW TO:



MOCKING BIRD GALLERY CORDS:


Heavy duty picture railing hanging hooks: 66 lb (30 kg) Max load capacity
 Adjustable cable with loop ended, 3ft (1 m) long, 0.06 in (1.5 mm) diameter
 A breeze to use. Great display kit for framed work.

Adjustable cable length



TITLE CARDS:

Be creative! Standard notecard size (3"x5") or anywhere near is a good size to put next to your framed piece.

Artist Name	
Artwork Title, Year	
Medium	
Size	
Price	
www.website.com	
	Order Here @instagramhandle

The internet is full of information and tutorials. Read, watch, learn. Be prepared.

SAMPLE

HANGING LOCATIONS:

Please take into consideration the size and qty of your pieces. Again, we need to fill up the space to make it look presentable. There are three 5'x5' wood boards and two 2'x5' wood boards for hanging. SMALL WOOD NAILS can be used in these locations ONLY.






DINING ROOM



LEFT OF BAR


There are three available spots for hanging across from our Pizza Bar area and on a few of our large columns. We have newly added Perlon style gallery cords to easily hang your art while saving our walls from damage.



3 COLUMNS WITH 6 AVAILABLE LOCATIONS



ACROSS FROM PIZZA BAR



CENTER ABOVE BAR

Please try to plan the layout of your hanging work ahead of time. Our exhibition curator will be on hand to help you with hanging and to help guide you with any questions or concerns.

ADDITIONAL RESOURCES:

- dickblick.com
- marquisartframe.com
- frankenframes.com
- arttoframe.com
- bayphoto.com
- mpix.com

